

Region

Kootenay Rockies

Year

2024

October, 2024

Glossary

Kootenay Rockies

Occupancy

53.2%

Prior Month: 72.0% (-26.1%)

ADR

\$159.1

Prior Month: \$206.1 (-22.8%)

RevPAR

\$84.7

Prior Month: \$148.4 (-42.9%)

Province indicators (Last month)

Occupancy

66.7%

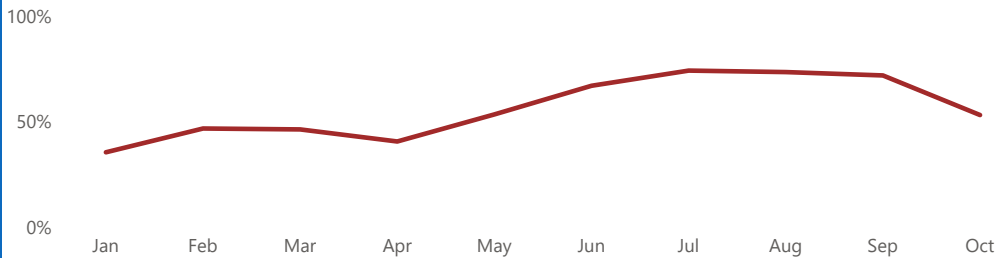
ADR

\$218.7

\$145.9

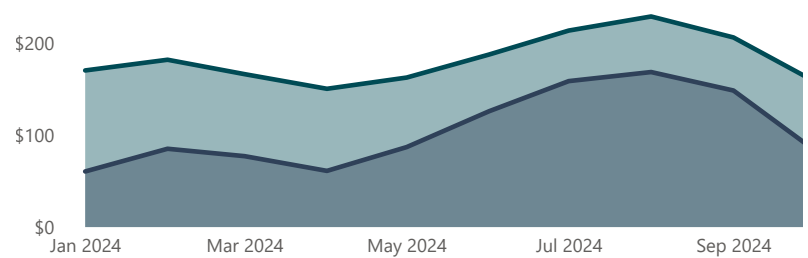
Occupancy (%)

Year ● 2024

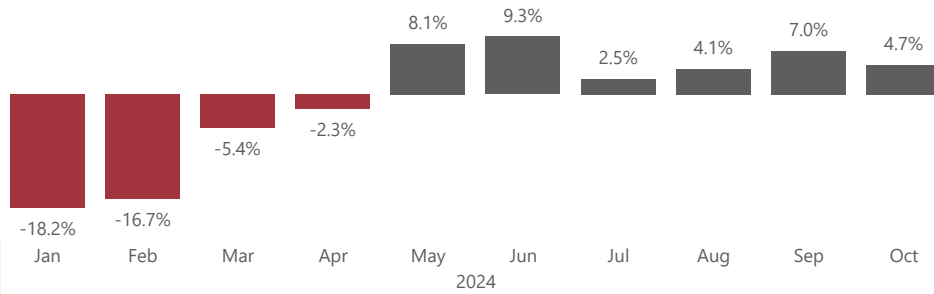


ADR and RevPAR by Date

● ADR ● RevPAR



YoY% Occupancy Growth



Year	YoY% ADR	YoY% RevPAR
2024		
October	3.9%	8.8%
September	14.8%	22.8%
August	9.8%	14.3%
July	1.7%	4.2%
June	8.5%	18.6%
May	7.4%	16.0%
April	7.0%	4.5%
March	8.2%	2.4%
February	10.3%	-8.2%
January	8.9%	-11.0%