

Monthly Occupancy Insights

AirDNA Destination Report

November 2023

2023 Monthly Report



SYMPHONY
TOURISM
SERVICES

AIRDNA



Source: Monthly AirDNA_Trend_Report

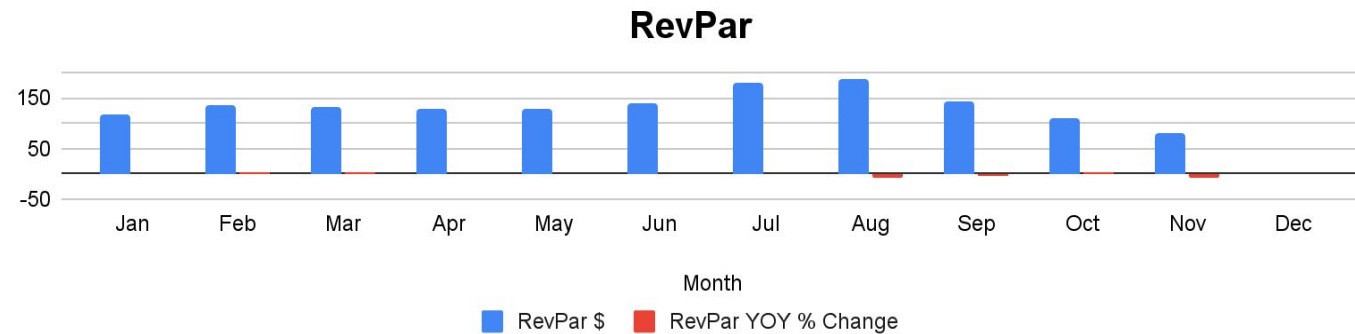
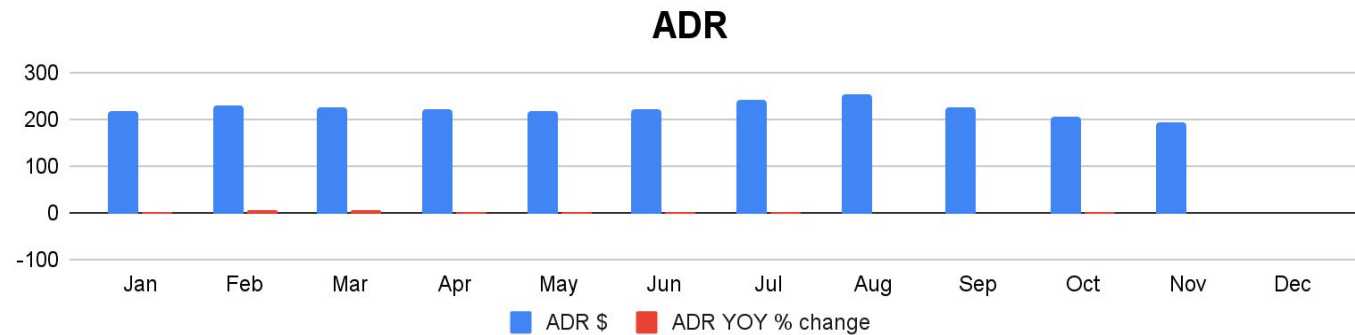
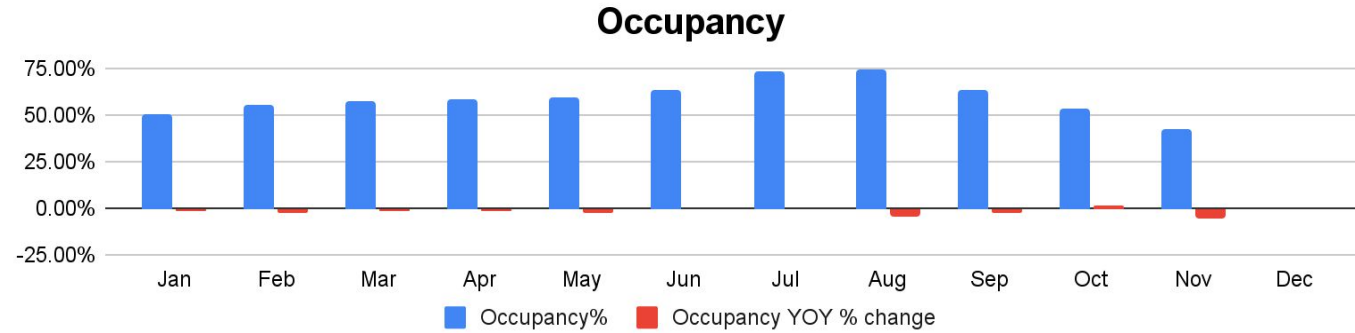
British Columbia Summary

November, 2023

- British Columbia had a **42.3%** occupancy for the month of November, down **5.7%** compared to the same month in 2022.
- British Columbia had an ADR of **\$193.3** for the month of November, up **2.0%** compared to the same month in 2022.
- British Columbia had a RevPAR of **\$81.7** for the month of November, down **7.6%** compared to the same month in 2022.

Yearly Averages:

Year	occ	ADR	REVPAR
2021	55.2%	\$191.0	\$110.2
2022	56.8%	\$206.0	\$122.0
2023 (YTD)	59.4%	\$223.3	\$134.8

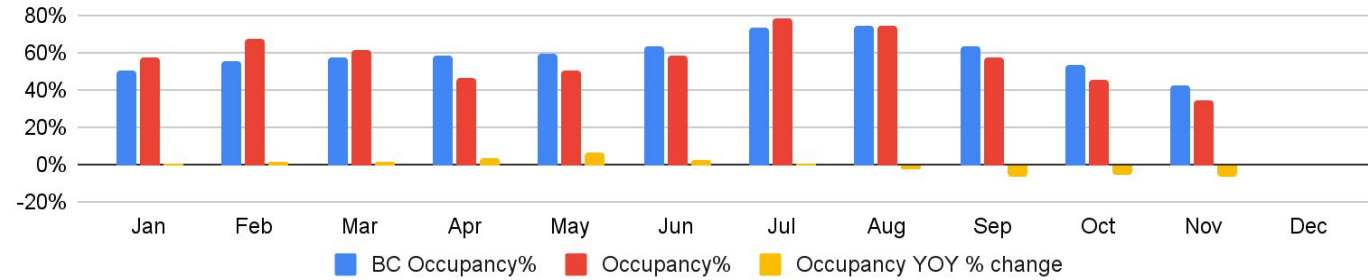


Kootenay Rockies Summary

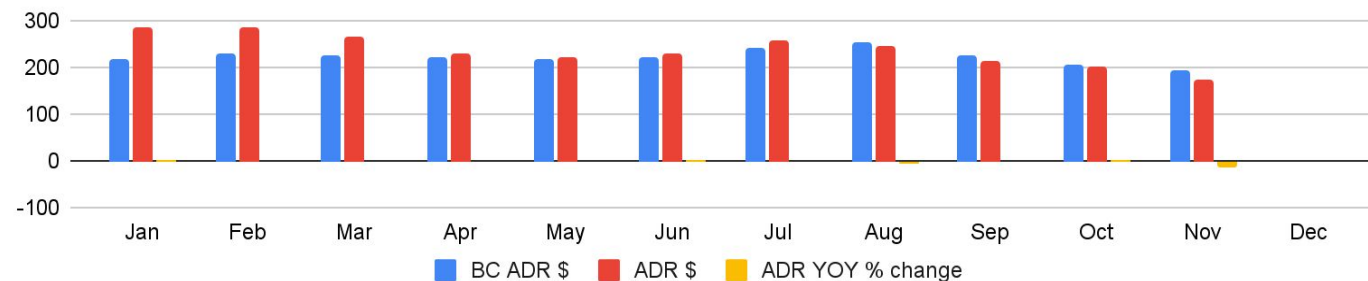
November, 2023

- Kootenay Rockies had a **34.5%** occupancy for the month of November, down **6.6%** compared to the same month in 2022. BC had a **42.3%** occupancy for the month of November.
- Kootenay Rockies had an ADR of **\$175.2** for the month of November, down **12.9%** compared to the same month in 2022. BC had an ADR of **\$193.3** for the month of November.
- Kootenay Rockies had a RevPAR of **\$60.5** for the month of November, down **18.6%** compared to the same month in 2022. BC had a RevPAR of **\$81.7** for the month of November.

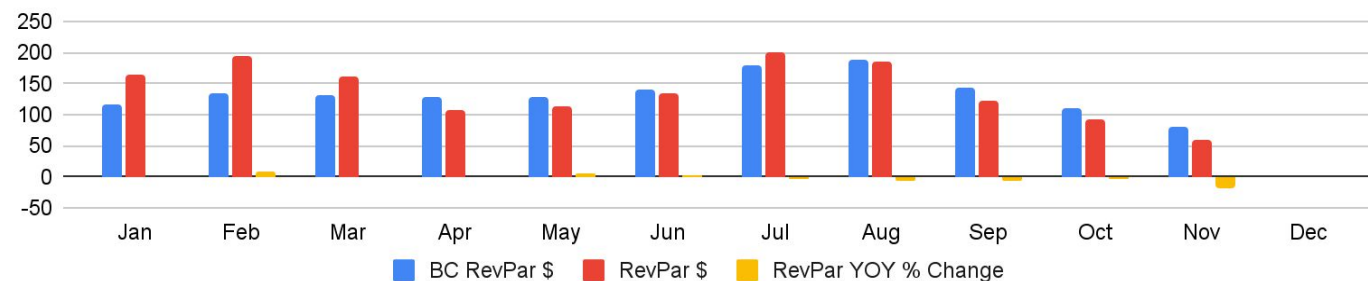
Occupancy



ADR



RevPar

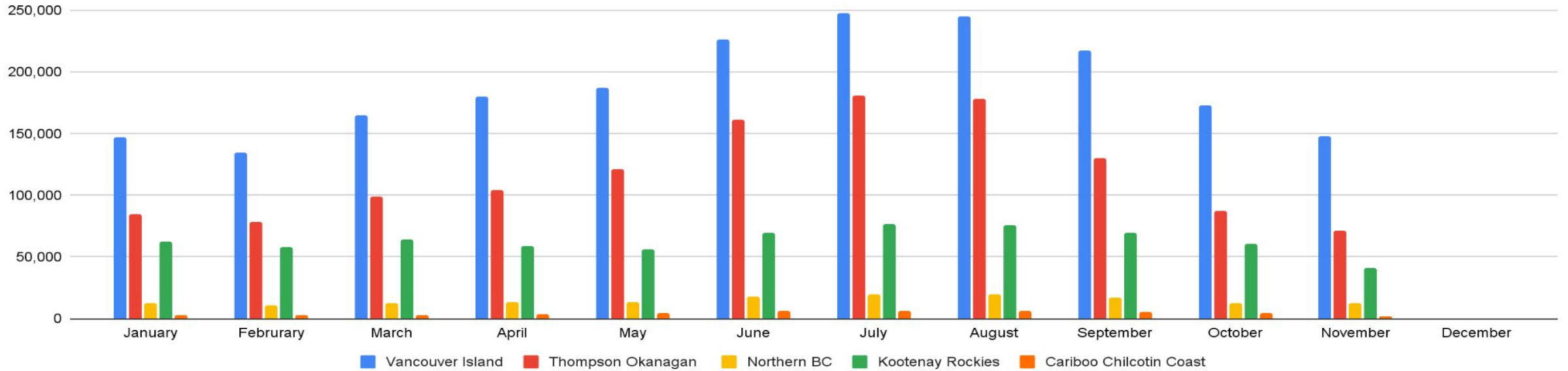


Yearly Averages:

Year	occ	ADR	REVPAR
2021	55.0%	\$239.0	\$133.0
2022	57.0%	\$244.0	\$141.0
2023 (YTD)	57.7%	\$237.8	\$140.1

Listings Supply

(Total available nights in Database)

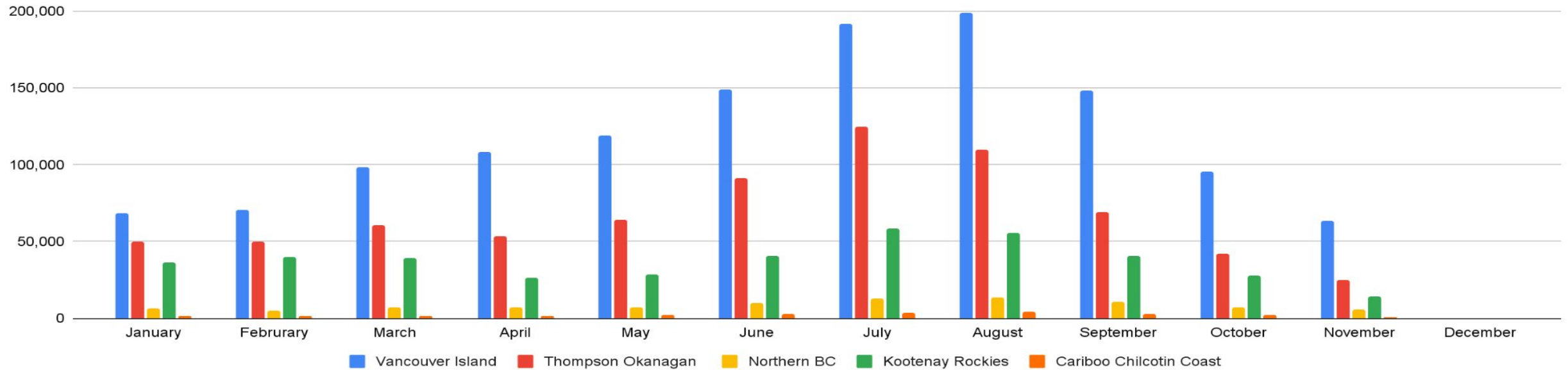


British Columbia November Census total: 275,018 listings

Key Findings

- Out of the regions, Vancouver Island had the highest number of total available nights from active listings in November 2023 with **147,679**, followed by Thompson Okanagan with **71,381**, Kootenay Rockies with **41,089**, and Northern BC with **12,842**.
- Cariboo Chilcotin Coast had the lowest number of total available nights from active listings in November 2023 with **2,027**.

Listings Demand (Total booked nights in Database)



British Columbia November Sample total: 109,934 listings

Key Findings

- Out of the regions, Vancouver Island had the highest number of booked nights from active listings in November 2022 with **63,837**, followed by Thompson Okanagan with **25,292**, Kootenay Rockies with **14,124**, and Northern BC with **6,020**.
- Cariboo Chilcotin Coast had the lowest number of booked nights from active listings in November 2023 with **661**.

Glossary

- **Occupancy:** Calculated by the number of occupied rooms divided by the number of available rooms that physically exist in a short-term rental
- **Average Daily Rate (ADR):** Represents the average rental income per paid occupied room in a given time period, however, ADR itself cannot be used to measure a short-term rental performance
- **Revenue per Available Room (RevPAR):** Calculated by multiplying a hotel's ADR by its occupancy rate, an increase in RevPAR most likely indicates an improvement in occupancy rate and can be used to measure a short-term rental performance
- **Listings Supply (Nights):** Total number of Available Nights + Booked Nights from Active Listings
- **Listings Demand (Nights):** Total number of Booked Nights during the reporting period
- **AirDNA FAQ** <https://www.airdna.co/faqs>



Contact Us

Robb MacDonald

Managing Director, Symphony Tourism Services

Email: RMacDonald@TOTABC.com

SymphonyTourismServices.com



SYMPHONY
TOURISM
SERVICES