

Monthly Occupancy Insights

AirDNA Destination Report

October 2023

2023 Monthly Report



SYMPHONY
TOURISM
SERVICES

AIRDNA



Source: Monthly AirDNA_Trend_Report

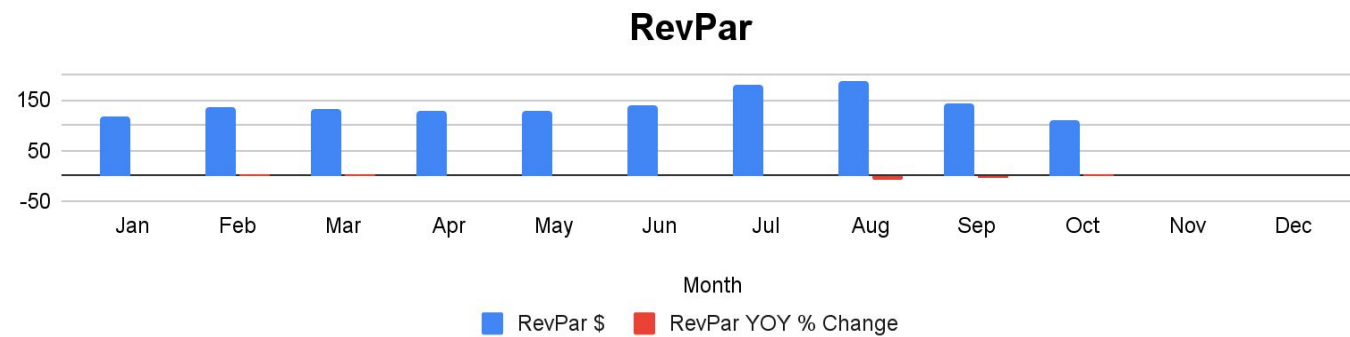
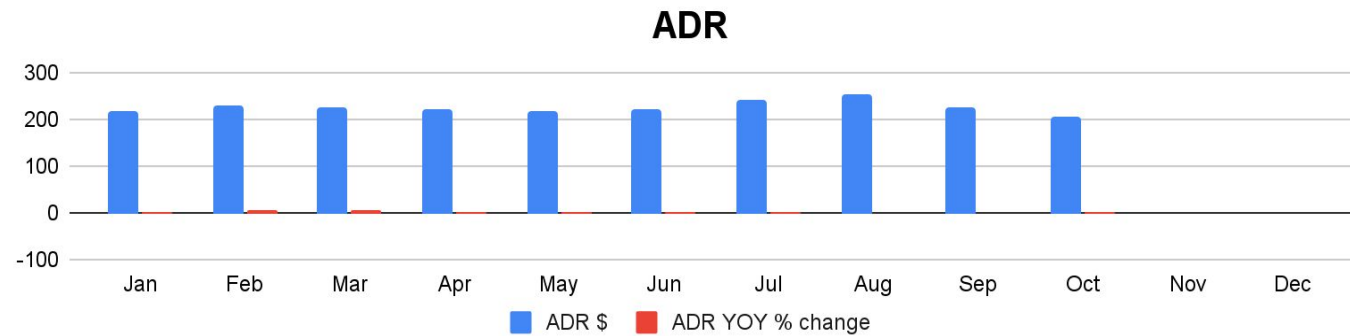
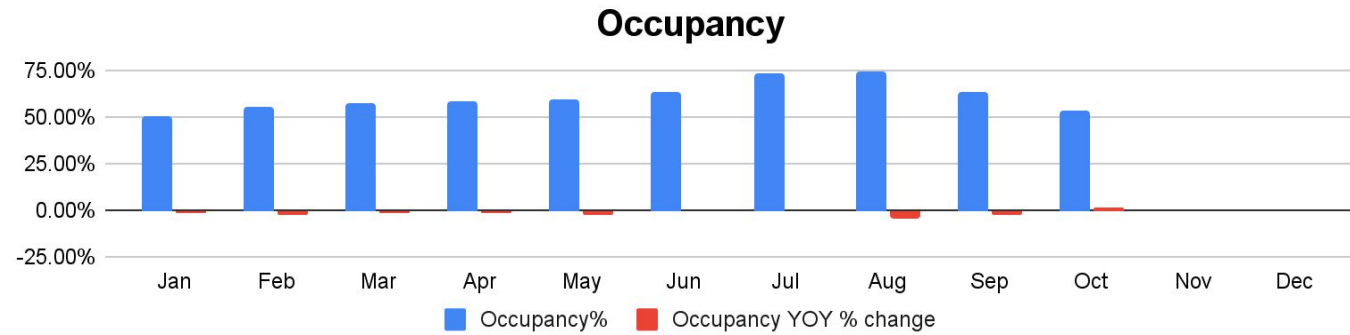
British Columbia Summary

October, 2023

- British Columbia had a **53.7%** occupancy for the month of October, up **1.60%** compared to the same month in 2022.
- British Columbia had an ADR of **\$205.8** for the month of October, up **3.0%** compared to the same month in 2022.
- British Columbia had a RevPAR of **\$110.6** for the month of October, up **4.6%** compared to the same month in 2022.

Yearly Averages:

Year	occ	ADR	REVPAR
2021	55.2%	\$191.0	\$110.2
2022	56.8%	\$206.0	\$122.0
2023 (YTD)	61.1%	\$226.3	\$140.2



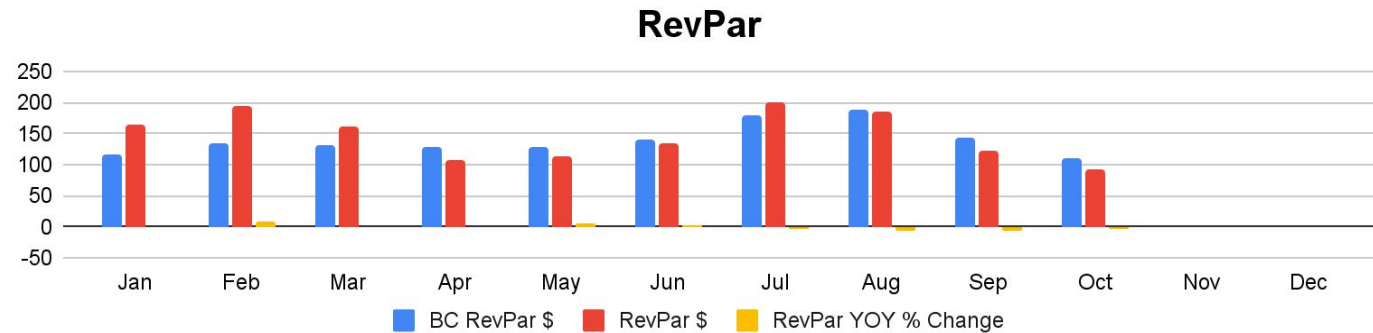
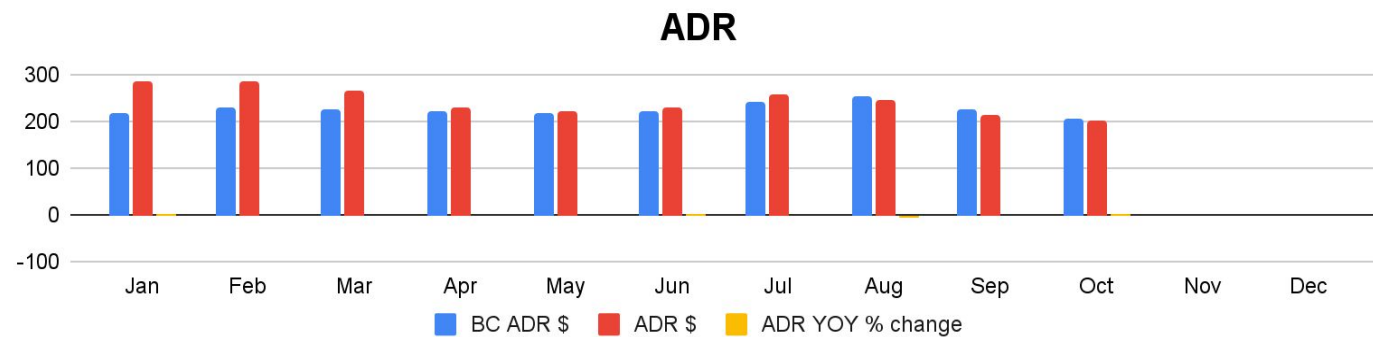
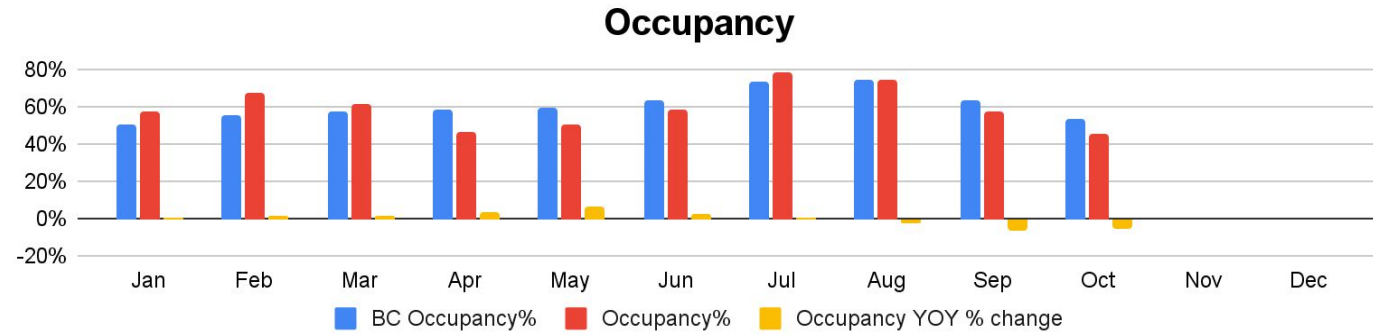
Kootenay Rockies Summary

October, 2023

- Kootenay Rockies had a **45.6%** occupancy for the month of October, down **5.40%** compared to the same month in 2022. BC had a **53.7%** occupancy for the month of October.
- Kootenay Rockies had an ADR of **\$203.1** for the month of October, up **1.0%** compared to the same month in 2022. BC had an ADR of **\$205.8** for the month of October.
- Kootenay Rockies had a RevPAR of **\$92.7** for the month of October, down **4.4%** compared to the same month in 2022. BC had a RevPAR of **\$110.6** for the month of October.

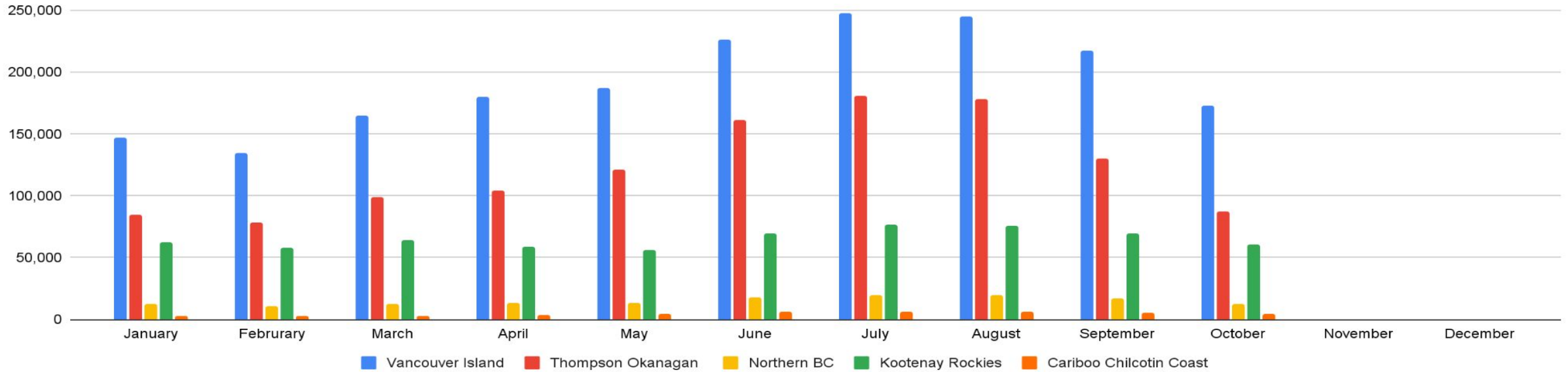
Yearly Averages:

Year	occ	ADR	REVPAR
2021	55.0%	\$239.0	\$133.0
2022	57.0%	\$244.0	\$141.0
2023 (YTD)	60.0%	\$244.9	\$148.1



Listings Supply

(Total available nights in Database)

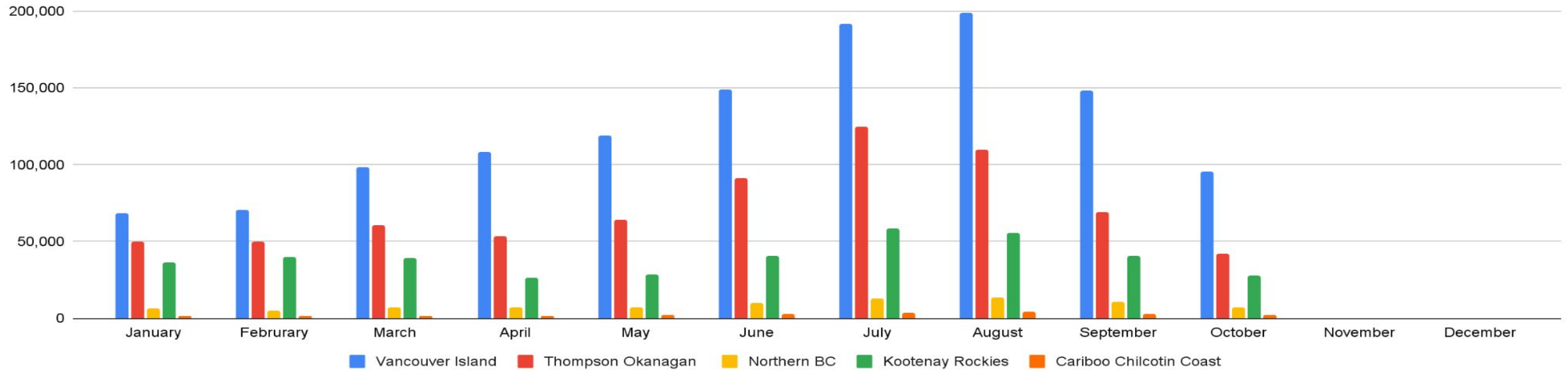


British Columbia October Census total: 338,293 listings

Key Findings

- Out of the regions, Vancouver Island had the highest number of total available nights from active listings in October 2023 with **173,225**, followed by Thompson Okanagan with **87,553**, Kootenay Rockies with **60,429**, and Northern BC with **12,591**.
- Cariboo Chilcotin Coast had the lowest number of total available nights from active listings in October 2023 with **4,495**.

Listings Demand (Total booked nights in Database)



British Columbia October Sample total: 174,781 listings

Key Findings

- Out of the regions, Vancouver Island had the highest number of booked nights from active listings in October 2022 with **95,342**, followed by Thompson Okanagan with **42,150**, Kootenay Rockies with **27,571**, and Northern BC with **7,408**.
- Cariboo Chilcotin Coast had the lowest number of booked nights from active listings in October 2023 with **2,310**.

Glossary

- **Occupancy:** Calculated by the number of occupied rooms divided by the number of available rooms that physically exist in a short-term rental
- **Average Daily Rate (ADR):** Represents the average rental income per paid occupied room in a given time period, however, ADR itself cannot be used to measure a short-term rental performance
- **Revenue per Available Room (RevPAR):** Calculated by multiplying a hotel's ADR by its occupancy rate, an increase in RevPAR most likely indicates an improvement in occupancy rate and can be used to measure a short-term rental performance
- **Listings Supply (Nights):** Total number of Available Nights + Booked Nights from Active Listings
- **Listings Demand (Nights):** Total number of Booked Nights during the reporting period
- **AirDNA FAQ** <https://www.airdna.co/faqs>



Contact Us

Robb MacDonald

Managing Director, Symphony Tourism Services

Email: RMacDonald@TOTABC.com

SymphonyTourismServices.com



SYMPHONY
TOURISM
SERVICES