

# Monthly Occupancy Insights

# AirDNA Destination Report

## September 2023

2023 Monthly Report



SYMPHONY  
TOURISM  
SERVICES

AIRDNA



Source: Monthly AirDNA\_Trend\_Report

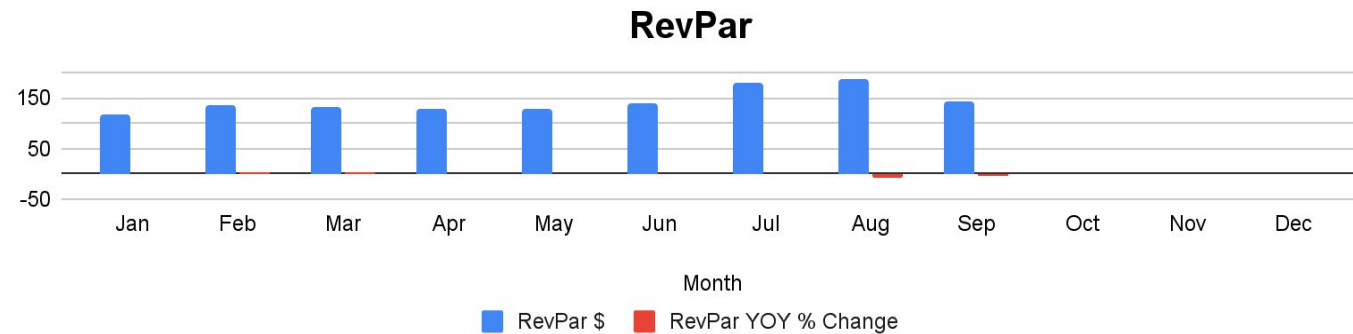
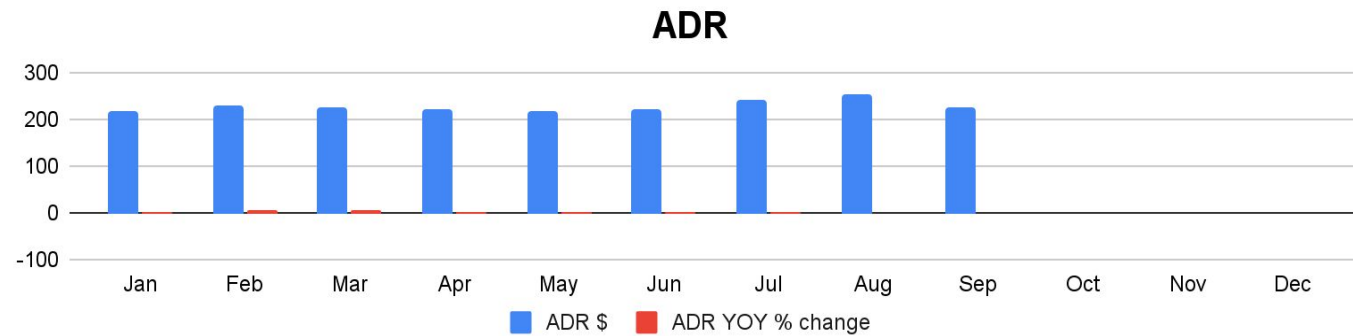
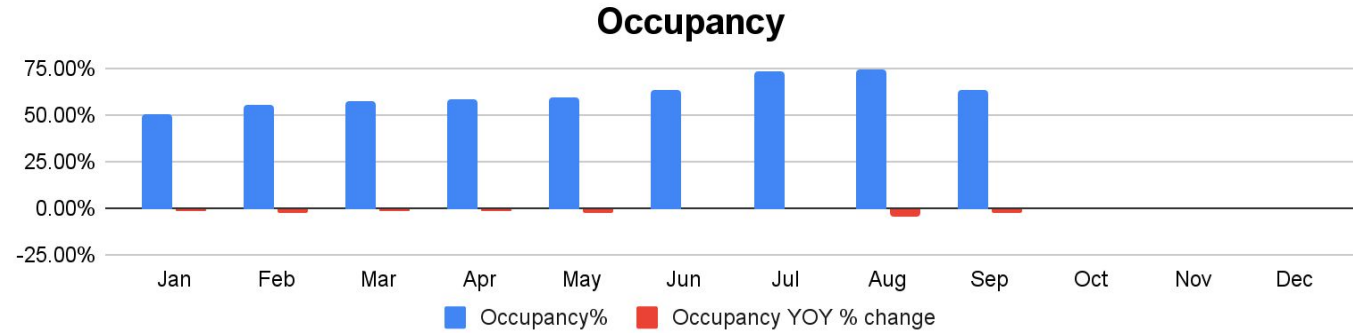
# British Columbia Summary

## September, 2023

- British Columbia had a **63.8%** occupancy for the month of September, down **2.9%** compared to the same month in 2022.
- British Columbia had an ADR of **\$224.3** for the month of September, down **0.4%** compared to the same month in 2022.
- British Columbia had a RevPAR of **\$143.1** for the month of September, down **3.3%** compared to the same month in 2022.

### Yearly Averages:

Year	occ	ADR	REVPAR
2021	55.2%	\$191.0	\$110.2
2022	56.8%	\$206.0	\$122.0
2023 (YTD)	61.9%	\$228.5	\$143.4

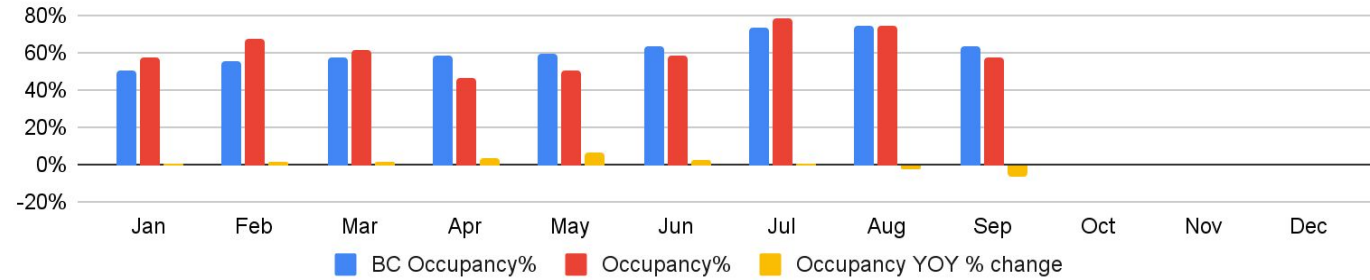


# Kootenay Rockies Summary

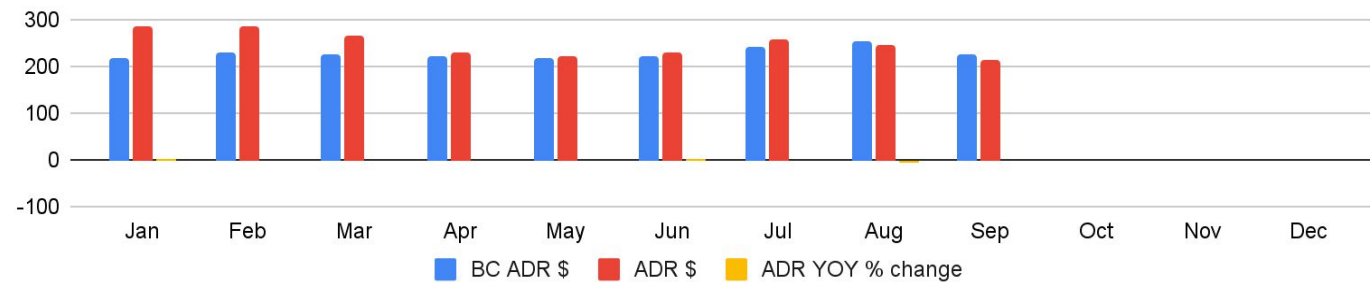
## September, 2023

- Kootenay Rockies had a **58.0%** occupancy for the month of September, down **6.2%** compared to the same month in 2022. BC had a **63.8%** occupancy for the month of September.
- Kootenay Rockies had an ADR of **\$213.4** for the month of September, down **1.2%** compared to the same month in 2022. BC had an ADR of **\$224.3** for the month of September.
- Kootenay Rockies had a RevPAR of **\$123.7** for the month of September, down **7.3%** compared to the same month in 2022. BC had a RevPAR of **\$143.1** for the month of September.

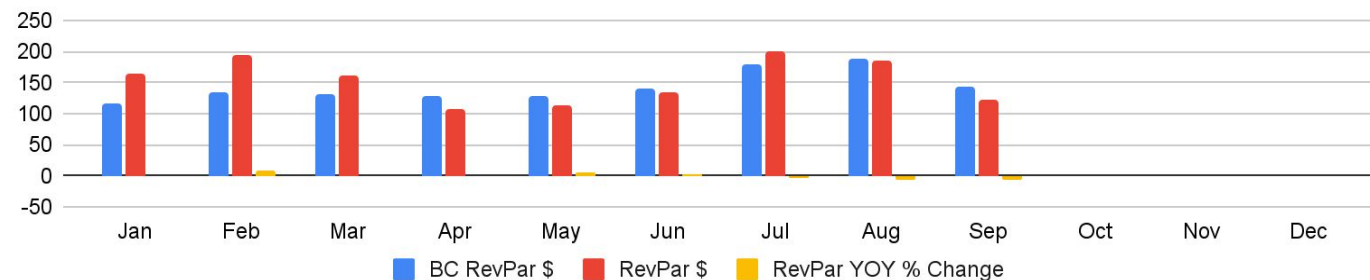
### Occupancy



### ADR



### RevPar

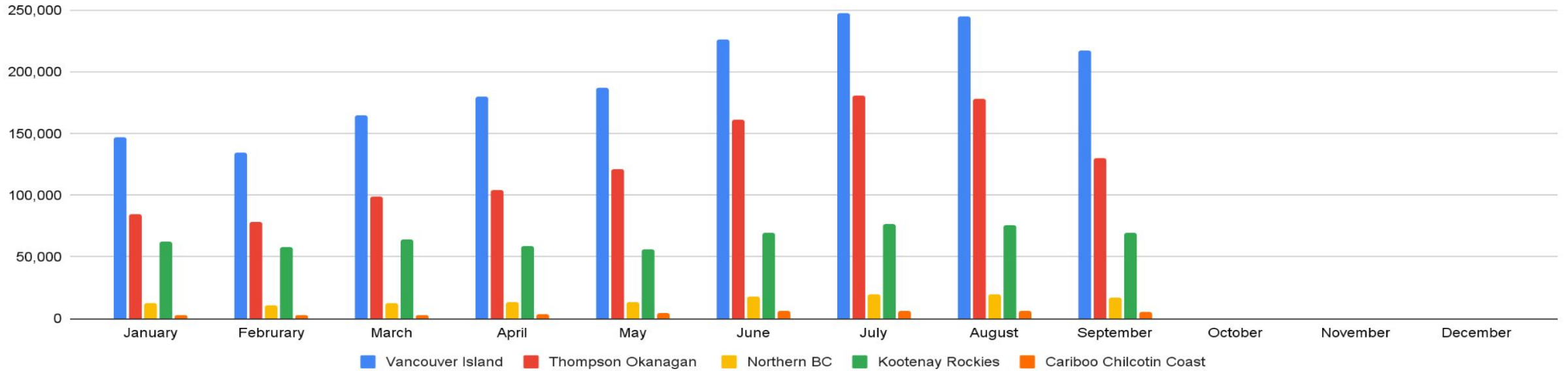


### Yearly Averages:

Year	occ	ADR	REVPAR
2021	55.0%	\$239.0	\$133.0
2022	57.0%	\$244.0	\$141.0
2023 (YTD)	61.6%	\$248.6	\$154.2

# Listings Supply

## (Total available nights in Database)

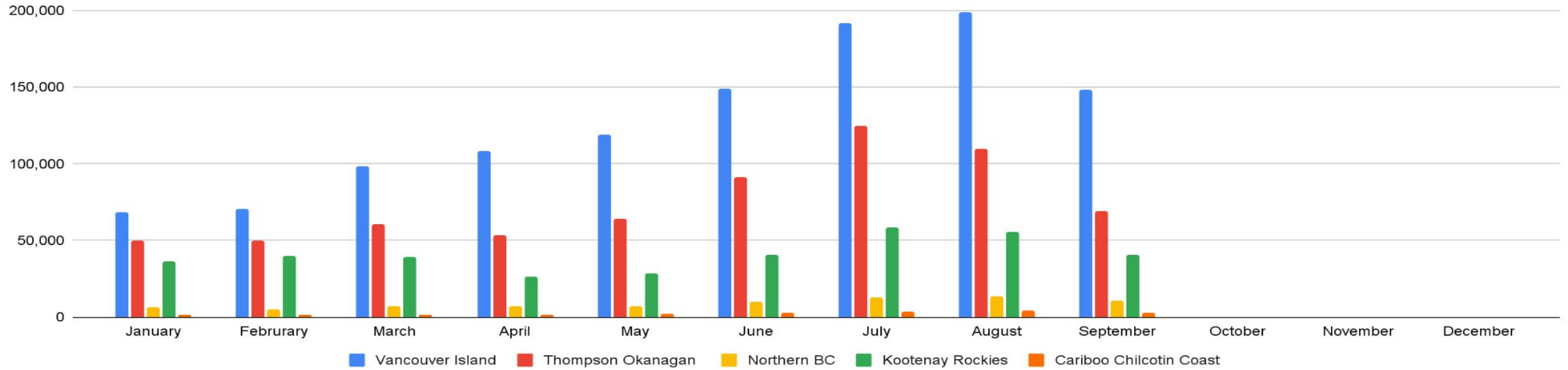


**British Columbia September Census total: 440,106 listings**

### Key Findings

- Out of the regions, Vancouver Island had the highest number of total available nights from active listings in September 2023 with **217,249**, followed by Thompson Okanagan with **130,146**, Kootenay Rockies with **69,930**, and Northern BC with **16,981**.
- Cariboo Chilcotin Coast had the lowest number of total available nights from active listings in September 2023 with **5,800**.

# Listings Demand (Total booked nights in Database)



**British Columbia September Sample total: 272,142 listings**

## Key Findings

- Out of the regions, Vancouver Island had the highest number of booked nights from active listings in September 2022 with **148,356**, followed by Thompson Okanagan with **69,348**, Kootenay Rockies with **40,541**, and Northern BC with **10,901**.
- Cariboo Chilcotin Coast had the lowest number of booked nights from active listings in September 2023 with **2,996**.

# Glossary

- **Occupancy:** Calculated by the number of occupied rooms divided by the number of available rooms that physically exist in a short-term rental
- **Average Daily Rate (ADR):** Represents the average rental income per paid occupied room in a given time period, however, ADR itself cannot be used to measure a short-term rental performance
- **Revenue per Available Room (RevPAR):** Calculated by multiplying a hotel's ADR by its occupancy rate, an increase in RevPAR most likely indicates an improvement in occupancy rate and can be used to measure a short-term rental performance
- **Listings Supply (Nights):** Total number of Available Nights + Booked Nights from Active Listings
- **Listings Demand (Nights):** Total number of Booked Nights during the reporting period
- **AirDNA FAQ** <https://www.airdna.co/faqs>



# Contact Us

Robb MacDonald

*Managing Director, Symphony Tourism Services*

Email: [RMacDonald@TOTABC.com](mailto:RMacDonald@TOTABC.com)

[SymphonyTourismServices.com](http://SymphonyTourismServices.com)



SYMPHONY  
TOURISM  
SERVICES