






# Instagram Profiles for **Powder Highway**

Oct 01, 2018 - Oct 31, 2018

Determine the impact of Instagram content by analyzing your activity

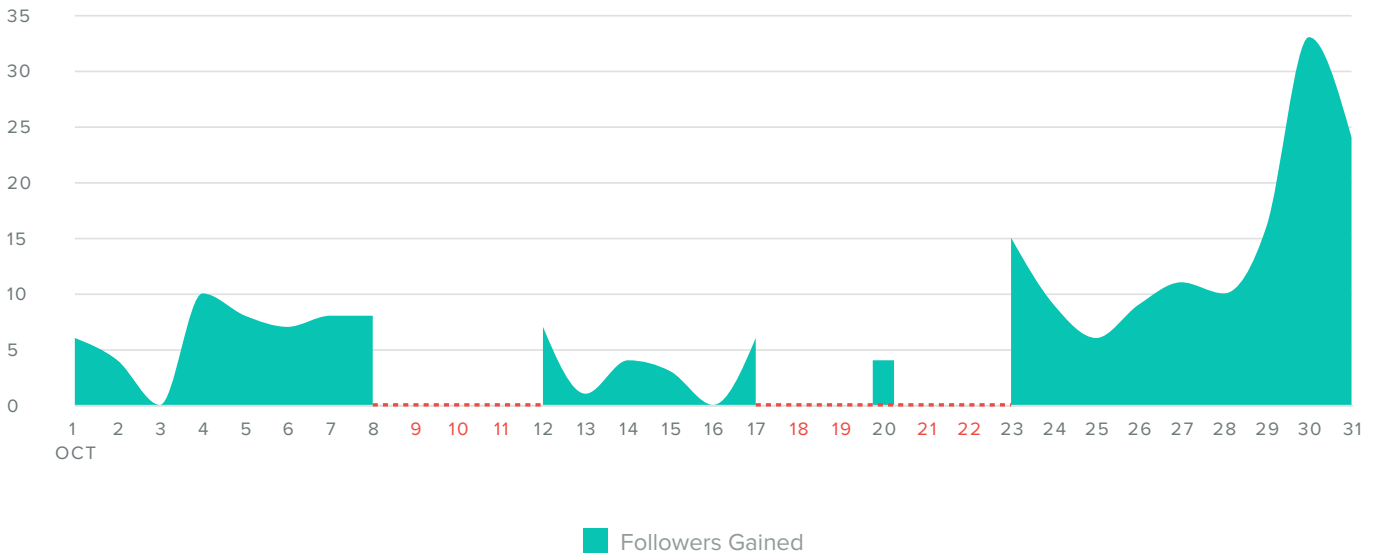
## Instagram Activity Overview

<p> <b>4,451</b> Total Followers</p>	<p> <b>2,080</b> Likes Received</p>	<p> <b>47</b> Comments Received</p>
---	--	--

## Instagram Audience Growth

AUDIENCE GROWTH, BY DAY

 We are unable to retrieve all of your data at this time.



Follower Metrics	Totals
<b>Total Followers</b>	<b>4,451</b>
Followers Gained	234
People that you Followed	26

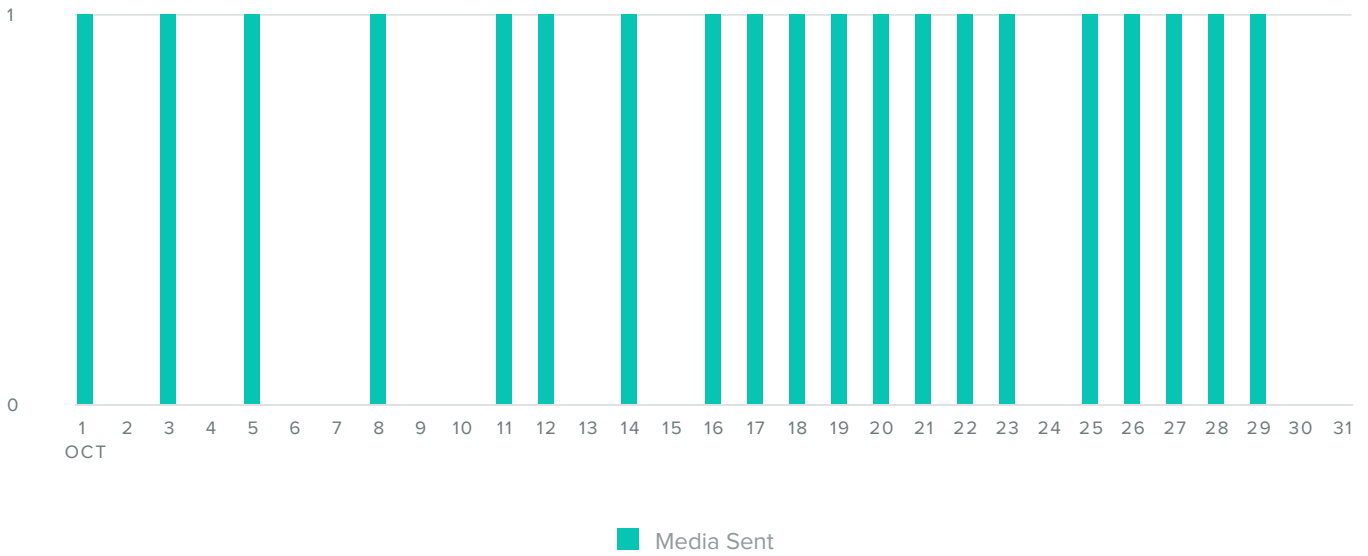
Total followers increased by

**▲ 5.5%**

since previous date range

## Instagram Publishing Behavior

### MEDIA PER DAY



Publishing Metrics	Totals
Photos	18
Videos	2
Other	0
<b>Total Media</b>	<b>20</b>

The number of media you sent increased by


**▲ 66.7%**

since previous date range

## Instagram Top Posts



@powderhighway  
238 Engagements



@powderhighway  
234 Engagements



@powderhighway  
228 Engagements

## Instagram Outbound Hashtag Performance

## MOST USED HASHTAGS

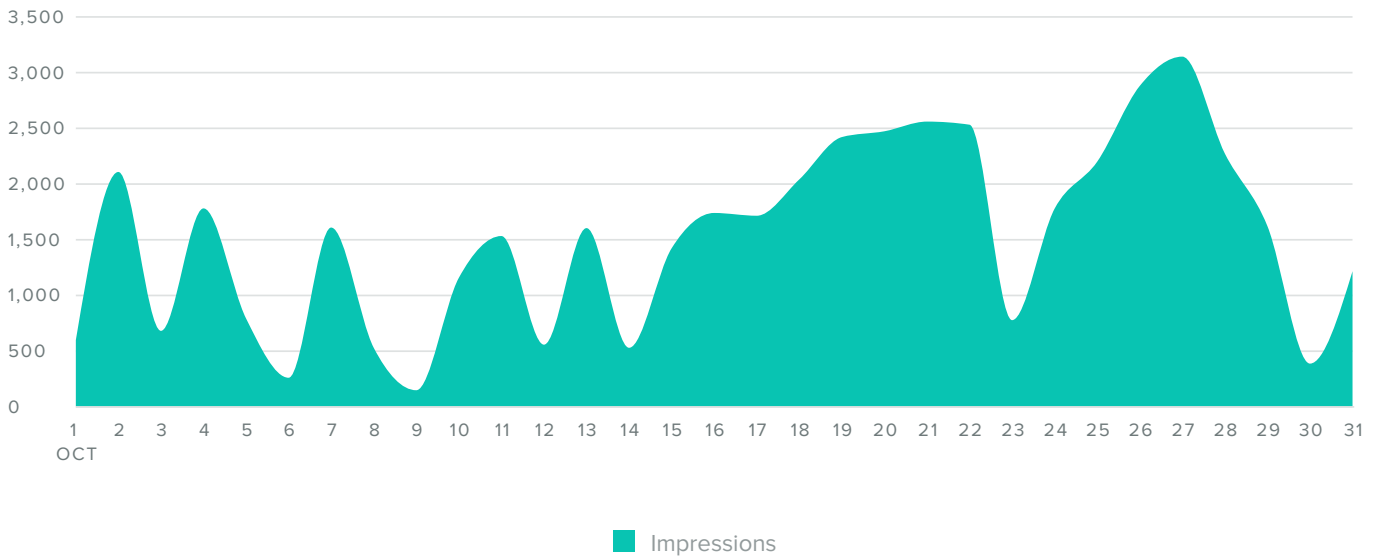
#kootrocks	18
#explorebc	18
#powderhighway	17
#ferniestoke	3
#iheartwh2o	3
#findingawesome	3
#shareinvermere	3
#redresort	2
#skifernie	2
#therealstoke	2

## MOST ENGAGED HASHTAGS

#explorebc	2,094
#kootrocks	2,008
#powderhighway	1,925
#findingawesome	408
#cmhheli	331
#iheartwh2o	318
#therealstoke	315
#redresort	258
#shareinvermere	241
#ferniestoke	226

# Instagram Impressions

IMPRESSIONS, BY DAY



Impressions Metrics	Totals
<b>Total Impressions</b>	<b>46,863</b>
Average Impressions per Day	1,511.71
Average Daily Reach per Profile	1,031.61

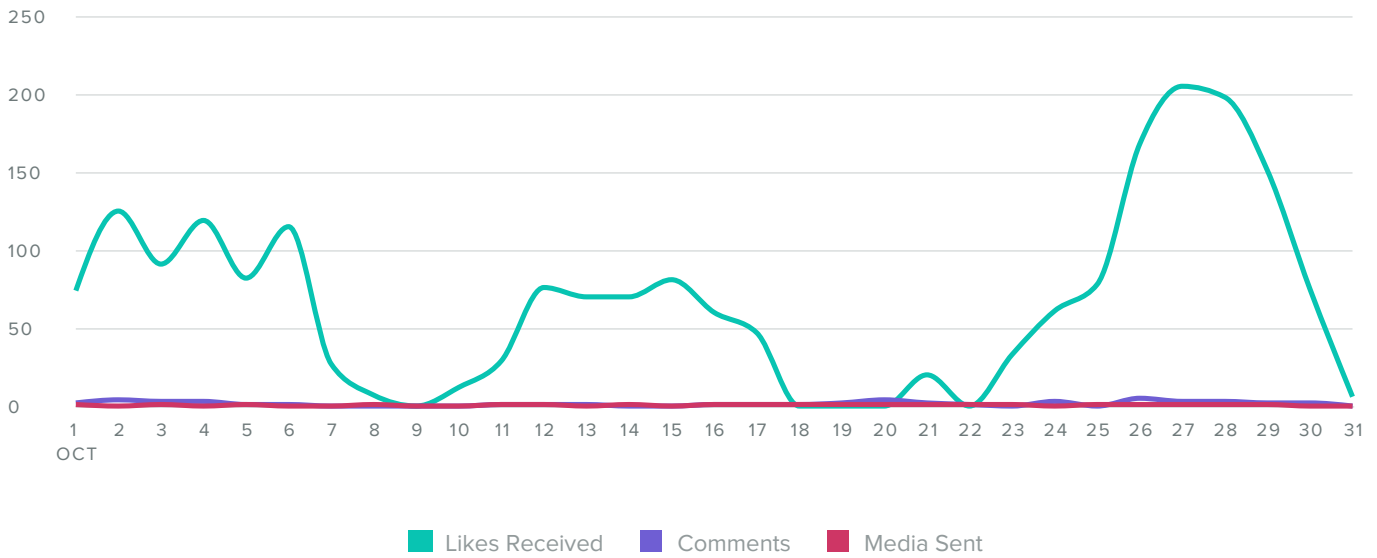
Total Impressions increased by

**▲ 50.5%**

since previous date range

# Instagram Engagement

## AUDIENCE ENGAGEMENT, BY DAY



Engagement Metrics	Totals
Likes Received	2,080
Comments Received	47
<b>Total Engagements</b>	<b>2,127</b>

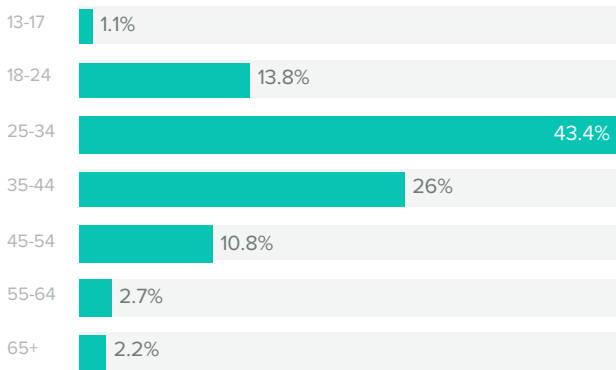
The number of engagements decreased by **-7.8%** since previous date range

Engagements per Follower	0.48
Engagements per Media	106.35

The number of engagements per media decreased by **-44.7%** since previous date range

## Instagram Audience Demographics

### BY AGE



### BY GENDER



Men between the ages of 25-34 appear to be the leading force among your fans.

### Top Countries

Canada	2,497
United States	1,064
Australia	167
United Kingdom	88
Germany	53

### Top Cities

Calgary, Alberta	358
Vancouver, British Columbia	172
Revelstoke, British Columbia	133
Nelson, British Columbia	130
Edmonton, Alberta	117

## Instagram Stats by Profile

Instagram Profile	Total Followers	Follower Increase	Followers Gained	Media Sent	Comments Sent	Impressions	Total Engagements	Engagements per Media	Engagements per Follower
Powder Highway (Business)	4,451	5.5%	234	20	1	46,863	2,127	106.4	0.48